

Dear Want-to-be_Successful_Trader,

I have been recently featured on OnlineTradeCentral.com – an educational FX trading channel based in Boston, Massachusetts.

You Can Be WRONG & STILL WIN at Trading!

The ZENNER GUN Strategy - The ONLY Profitable Way to Trade!

Thursday, July 19, 2018 4:30PM EDT

Presenter: Boyan Atanassov - Founder, Head Trader & Chief Developer @
ZennerTrading.com

On, Thursday, July 19th at 4:30PM ET we are proud to feature “You Can Be WRONG & STILL WIN at Trading - The ZENNER GUN Strategy - The ONLY Profitable Way To Trade!”
Presented by Boyan Atanassov - Founder, Head Trader & Chief Developer @ ZennerTrading.com

Thursday July 19th @
4:30PM EDT

**REGISTER
TODAY**

We hope you can be there!

A True Trading “GAME CHANGER” is Upon Us:

WE all know that the market boils down to a “Numbers Game” — If you knew you could invest in a system/strategy and tool that could (FINALLY) reverse your destiny as a trader, would that interest you?

http://onlinetradercentral.com/presenter_XXC92A.asp

I have been personally recognized by world famous Suri Duddella in an honorable private communication below:


Hi Boyan,

Thanks for your email.

Your work is impressive and very detailed. I am impressed.
Sorry, I have too many projects on my plate at the current time.
I may not be of an assist to you in your project.

I wish you the best.

Regards,
Suri



All chart Patterns described above are a perfect source for use with the FX Gambit Proprietary Trading System!

Our flagship software technology is called FX GAMBIT...

FX Gambit is a

- Novel
- Unique
- Adaptive
- Market Neutral
- Self-Primed
- Self-Guided
- Unattended
- Set it & Forget it
- Quad Parallel Process
- Multi-Purpose
- Multi-Target
- GUI Mouse Driven
- On Chart Superimposed What-You-See-is-What-You-Get Graphic User Interface - WYSIWYG [wiz-ee-wig]

*Semi-Automated Trading System,
currently without any analogs in the World,
responding to ALL combinations and permutations
in ALL directions of the Currency Market,
Trending Up, Trending Down and Consolidating,
capable in sustaining up to 36 consecutive whipsaws in a row,
and still reaching an extremely high Probability Density of up to 93%
for achieving an End Game Net Positive Result,
following a predefined Execution Road-Map,
with dynamically changing order sizes,
at rates less than two and greater than one,
according to the client's Account Size and
corresponding Risk Appetite.*

Some amazing PL statements back from 2012...

1. https://drive.google.com/open?id=19YNTbJsz294HAMxIYhIKuYPO_f-R1r7p
2. <https://drive.google.com/open?id=1lHpn2YAhaf2yS1wFIK0cZiM7i4UOVEu5>
3. <https://drive.google.com/open?id=1O4mFSKAUvE3pYDX29HigW0-KulJcpPuN>
4. https://drive.google.com/open?id=1LjXB1MLPMFEaEQNP8VCLxiXEn_HjUihC
5. <https://drive.google.com/open?id=1IsL84mxATI5NZ71Egtz2KTME8yPkGRMH>
6. <https://drive.google.com/open?id=1enQNpl0xl4TKBlczpqyxi31raGB8HkEA>
7. https://drive.google.com/open?id=12wVI0ScBkg_X_Yx93xS7aAECxMFuJuAr
8. <https://drive.google.com/open?id=1kaYtmkvnvs9rmmmW0veaEltveryrxFBq>
9. <https://drive.google.com/open?id=1o5PutPrdi-9hKhF5vZ1X2TRfOnLDUvut>
10. <https://drive.google.com/open?id=1epcwg-1ekP4XewgPpC7JF45EjLi-HzI0>
11. <https://drive.google.com/open?id=1OVGwvm-7VeWVvk8Ne-3EgYSHgKSCls8e>
12. https://drive.google.com/open?id=1DpoYcpvmj881lgHrpRz_pdtPv6elW2m
13. https://drive.google.com/open?id=1GwOewMSQ9zzfT89xHiNwhFx_MgffgE66
14. <https://drive.google.com/open?id=1DYeWld7weHuFRWtC-F8FGQyTVCE8sIWA>

Karoll Forex Masters Competition

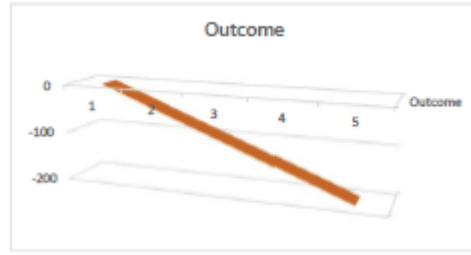
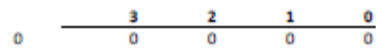
<https://drive.google.com/file/d/1c8rkDYOURZ1sUWFWmAfAFpfcV847iT6p/view>

<https://drive.google.com/file/d/0B288RPk1clyoVGRqVEtteGN4T1E/view>

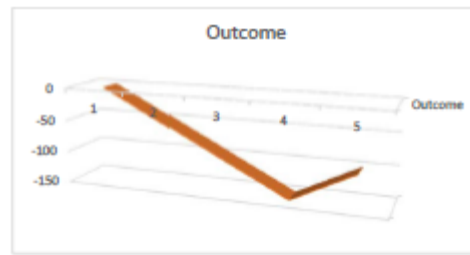
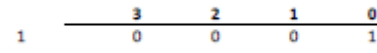
Probabilities Density for Flipping a Coin 4 Consecutive Times in a Row

Num of Outcomes	100/2 1 Flip (50/50)	100/4 2 Consec Flips (75/25)	100/8 3 Consec Flips (87,5/12,5)	100/16 4 Consec Flips (93,5/6,25)
1	0	00	000	0000
2	1	01	001	0001
3		10	010	0010
4		11	011	0011
5			100	0100
6			101	0101
7			110	0110
8			111	0111
9				1000
10				1001
11				1010
12				1011
13				1100
14				1101
15				1110
16				1111

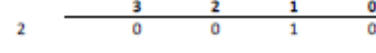
Visualizing Probable Individual Variations in the Direction of the Market




Variation
0




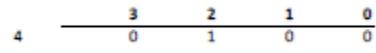
Variation
1



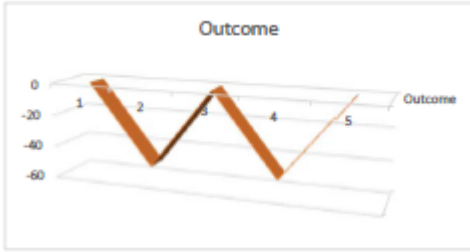
Variation
2




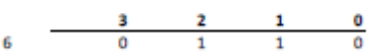
Variation
3



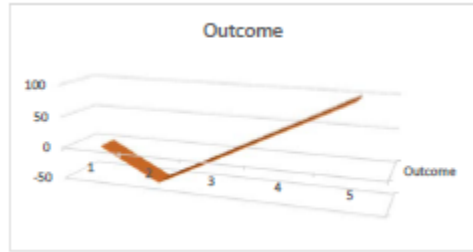
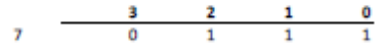
Variation
4



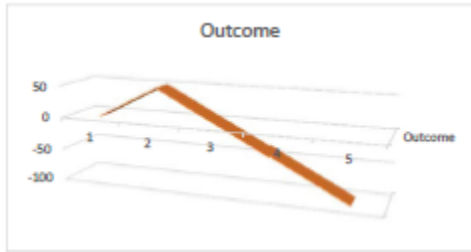
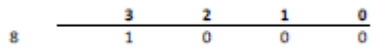
Variation
5



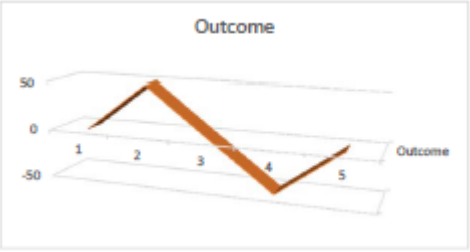

Variation
6



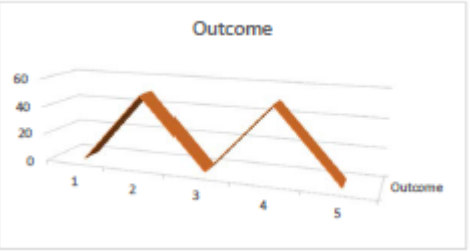
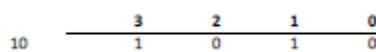
Variation
7



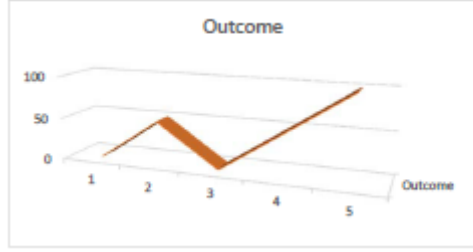
Variation
8



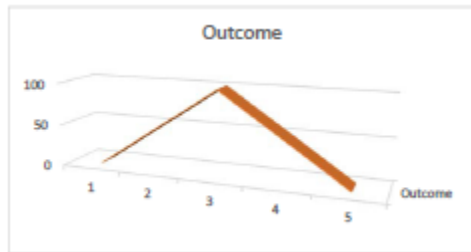
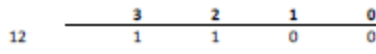
Variation
9



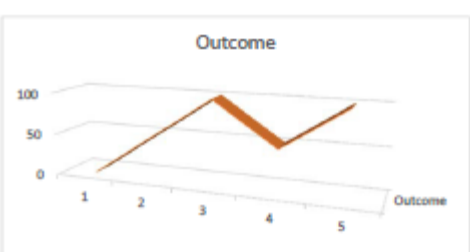
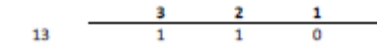
Variation
10



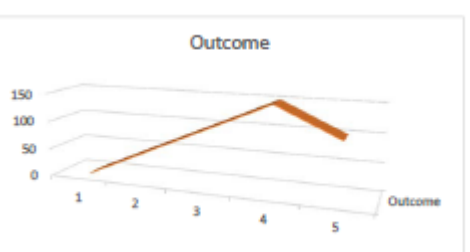

Variation
11



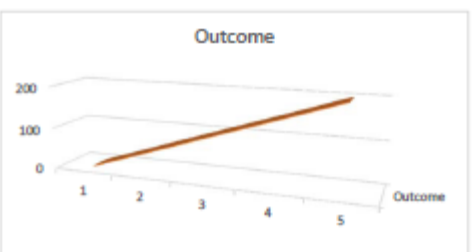
Variation
12



Variation
13

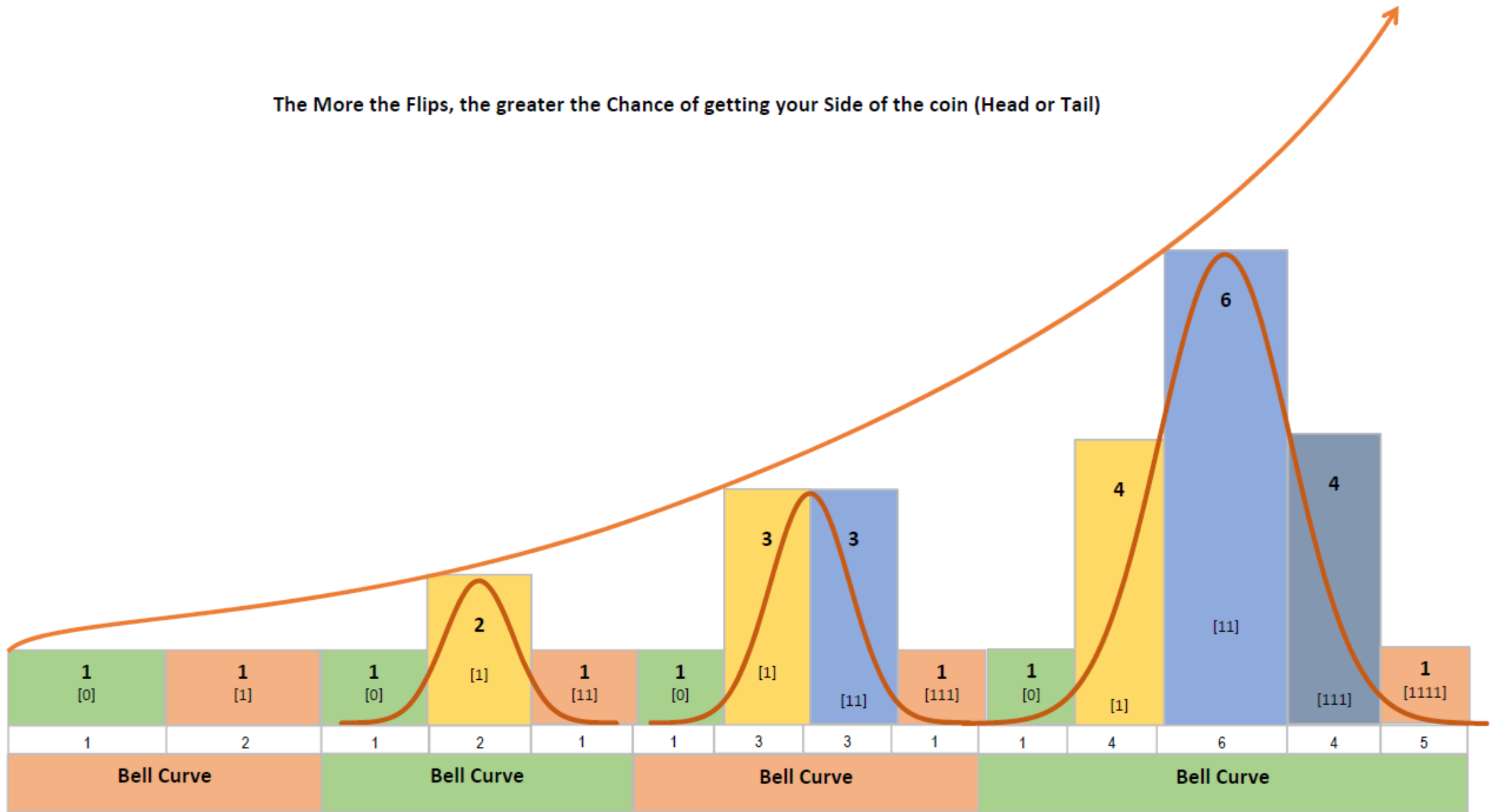


Variation
14



Variation
15

The More the Flips, the greater the Chance of getting your Side of the coin (Head or Tail)



How do we know where the Market is going?

**YOU DON'T
NOBODY DOES KNOW**

**REGARDLES OF TECHNICAL &
FUNDAMENTAL ANALYSIS**

Rule Number 1 in Trading

**Each Trade has a 50/50
CHANCE**

**WHEN YOU OPEN AN
INDIVIDUAL TRADE, YOU CAN
NOT PREDICT IF IT WILL END
UP LOSING OR WINNING**

Rule Number 2 in Trading

**Over a large number of consecutive
trades the WINNERS & LOSERS
average themselves out**

**TO A RESULT THAT CAN BE
PREDICTED**

**EVEN THOUGH ANY INDIVIDUAL
TRADE CAN NOT BE PREDICTED**

**The Trader's ONLY Chance for
WINNING in the Market is...**

**TO EXERCISE PROPER MONEY
MANAGEMENT BY OPENING
SEVERAL CONSECUTIVE TRADES IN
A SPECIFIC LOT SIZE, IN BOTH
DIRECTIONS OF THE MARKET,
ACCORDING TO THEIR RISK
APPETITE**

The FX Advantage

https://drive.google.com/file/d/1I-3aw_BPRmzrC8UNEoO6YnE1fnhO3ICl/view

Road Map

<https://drive.google.com/file/d/1XCkRootmIsATlJd6oOjsxgnVsbfMIYXL/view>

FX Gambit GUI Setup Looks & Feel – Tracking All Combinations & Permutations in the Market’s Direction on up to 36 levels



Fig. 1.1. Universal All Direction 4 Robot Allocation – Buy Limit, Sell Limit, Sell Stop and Buy Stop aimed at all possible directional movement scenarios

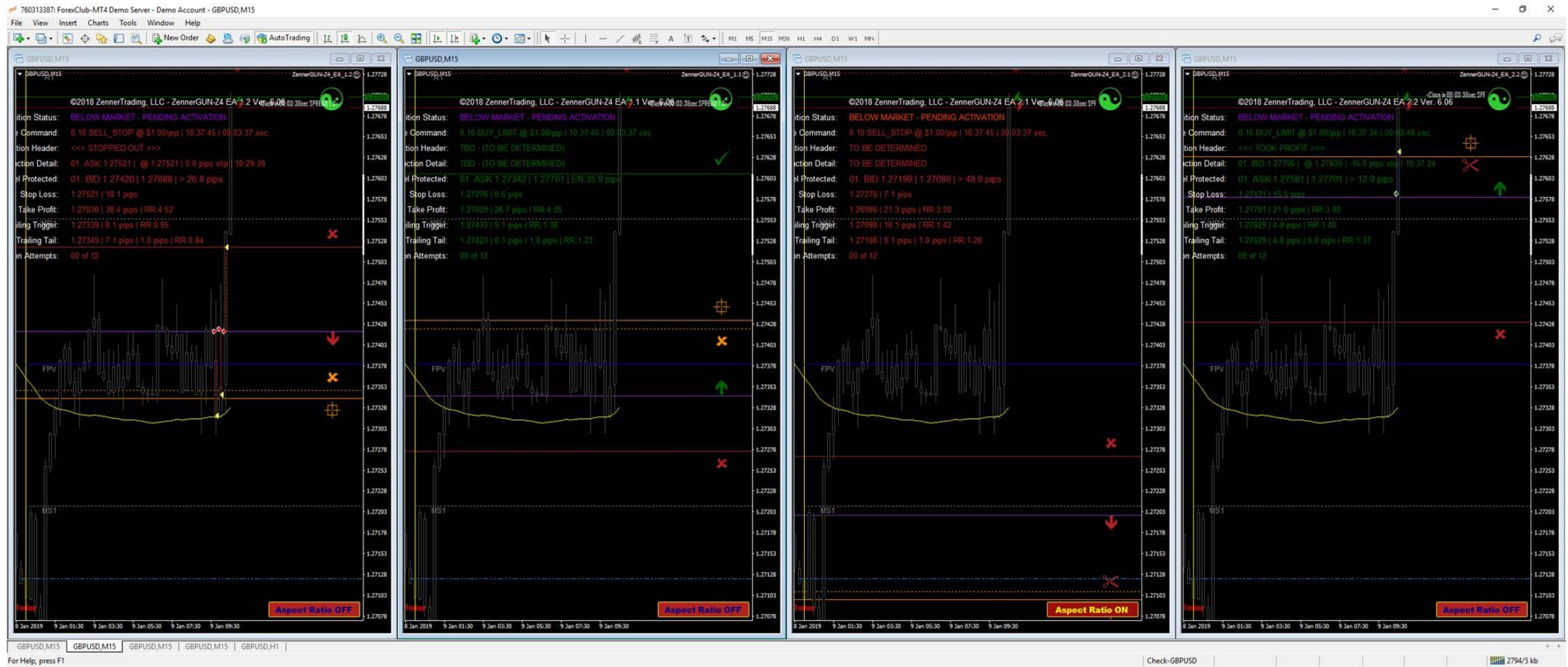


Fig. 1.2. Two consecutive Winners on the Short Side and a third Loser in Chart 1, offset and compensated by a Winner in Chart 4

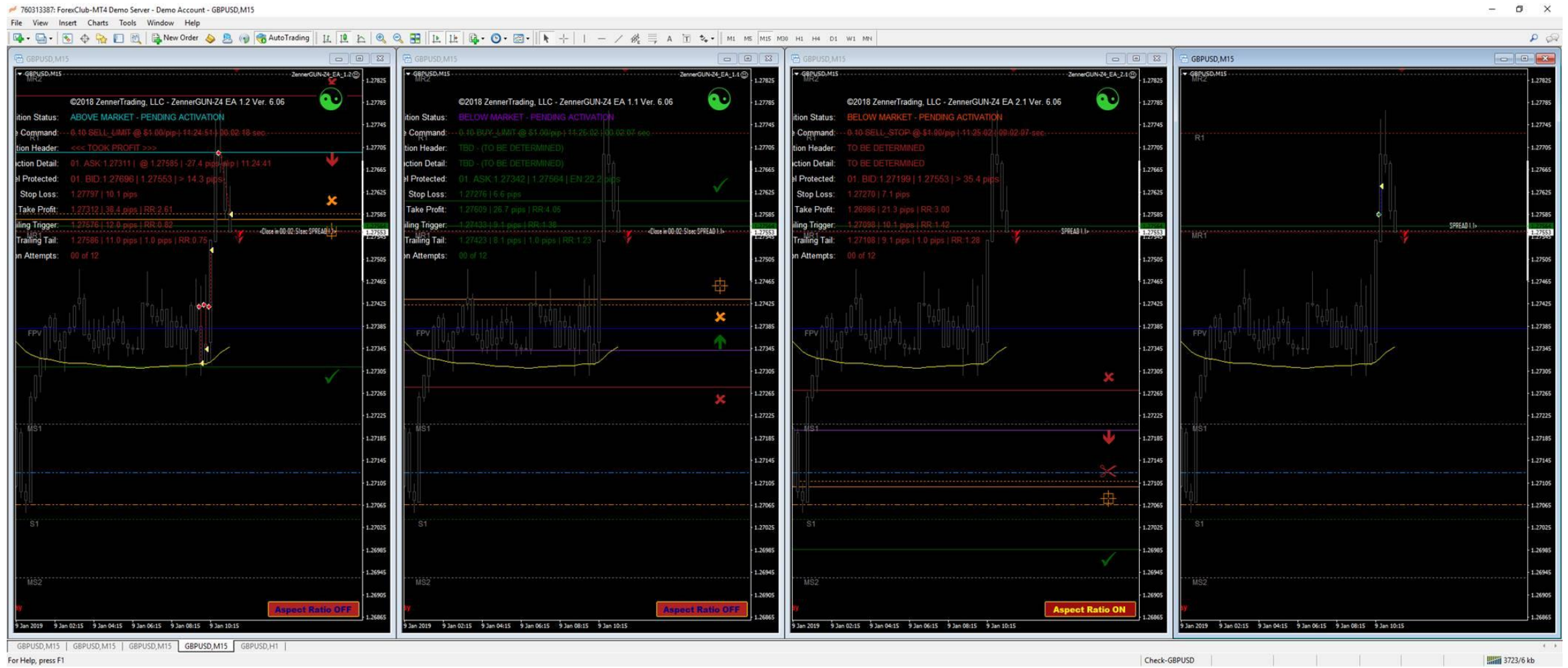


Fig. 1.3. Short Again after new manual rearrangement

ZennerGUN Demo Reel – 1min

<https://youtu.be/wVRKIRpIItw>

Profit taking by means of a Trailing Stop – Action start at 21min 05sec.

<https://youtu.be/FTJm4yXOBho>

Trailing Stop in Action 1-12-2017 r- 11-37-25 Action starts at 11min 17 sec

<https://youtu.be/kdKwq4S5bFU>

ZennerTrading Presentation – The Complete Guide


https://drive.google.com/drive/u/0/folders/0BziL_XM2TaNWd3dYa0VIOE9qMGs

ZennerTrading in Images Only

<https://drive.google.com/open?id=0B288RPk1clyoWmY3SC0zMExaVEk>

ZENNERGUN Z2 - Performance Update from 03-25-2013 to 03-29-2013

https://drive.google.com/open?id=0BziL_XM2TaNWcUdqVG5yaTVCQIU



Boyan B. Atanassov is a self-styled quantitative analyst and algorithmic trading financial engineer, known for his exotic out of the box thinking, who has developed a unique Market Neutral Forward Trading Strategy, based on Average True Range and multi-directional order execution patterns, capable of enduring the toughest whipsaws by bull and bear traps in the markets, due to unexpected price action random distributions, and yet come out with an incremental Net Positive Outcome, with an extremely high odds of winning - up to 90%, while conservatively targeting a 0.5% to 1% return on equity daily.

E-mail: boyan.atanassov@zennertrading.com

	Initial Investment	Profit/Month	Profit/Day	Profit/Week	Monthly ROI	Return in Months
1	\$ 2,500.00	8.33%	\$ 10.41	\$ 52.06	\$ 208.25	12.00
2	\$ 2,500.00	10.00%	\$ 12.50	\$ 62.50	\$ 250.00	10.00
3	\$ 2,500.00	12.00%	\$ 15.00	\$ 75.00	\$ 300.00	8.33
4	\$ 2,500.00	15.00%	\$ 18.75	\$ 93.75	\$ 375.00	6.67
5	\$ 2,500.00	20.00%	\$ 25.00	\$ 125.00	\$ 500.00	5.00
6	\$ 2,500.00	25.00%	\$ 31.25	\$ 156.25	\$ 625.00	4.00
7	\$ 2,500.00	30.00%	\$ 37.50	\$ 187.50	\$ 750.00	3.33
8	\$ 2,500.00	35.00%	\$ 43.75	\$ 218.75	\$ 875.00	2.86
9	\$ 2,500.00	40.00%	\$ 50.00	\$ 250.00	\$ 1,000.00	2.50
10	\$ 2,500.00	50.00%	\$ 62.50	\$ 312.50	\$ 1,250.00	2.00
11	\$ 2,500.00	60.00%	\$ 75.00	\$ 375.00	\$ 1,500.00	1.67
12	\$ 2,500.00	70.00%	\$ 87.50	\$ 437.50	\$ 1,750.00	1.43
13	\$ 2,500.00	80.00%	\$ 100.00	\$ 500.00	\$ 2,000.00	1.25
14	\$ 2,500.00	90.00%	\$ 112.50	\$ 562.50	\$ 2,250.00	1.11
15	\$ 2,500.00	100.00%	\$ 125.00	\$ 625.00	\$ 2,500.00	1.00

I feel strongly I can easily make between 10% and 20% per month, according to the numbers in the chart above.

Let me know if you would be interested in having an online presentation of the Trading System in a live setting?